

entries draw results live  
matrix per event per race per country

### Fri, 18:38 - Race 118 - LM 50-59, M 50-59, LW 50-59, W 50-59 500 meter

pos.	code	crew stroke	event	finish	difference	
1.	GBR	Paul SANDERSON Great Britain	M 50-59	01:23.0 01:23.0	(1) 40.0 spm	
2.	AUS	Mark SMITH Club 14 Licencies I Individuel	M 50-59	01:24.3 01:24.3	(2) +1.3 45.0 spm	
3.	FRA	David LIOT Manosque AC	M 50-59	01:24.9 01:24.9	(3) +1.9 42.0 spm	
3.	NED	Wiecher DALSEM Netherlands	M 50-59	01:24.9 01:24.9	(3) +1.9 44.0 spm	
5.	FRA	Michel VERNAZ Evian CA	M 50-59	01:26.2 01:26.2	(5) +3.2 45.0 spm	
6.	FRA	Philippe BLANC Marmande Av 1	M 50-59	01:26.3 01:26.3	(6) +3.3 40.0 spm	
7.	FRA	Frederic KOWAL Haute Corse A	M 50-59	01:26.9 01:26.9	(7) +3.9 44.0 spm	
8.	ESP	Jose Germán RENDO XIMENO Spain	LM 50-59	01:27.7 01:27.7	(8) +4.7 51.0 spm	
9.	FRA	Jean-Pierre TALAMONA Mulhouse MA	M 50-59	01:29.8 01:29.8	(9) +6.8 38.0 spm	
10.	GBR	Shaun CALLAGHAN Great Britain	LM 50-59	01:29.9 01:29.9	(10) +6.9 42.0 spm	
11.	FRA	Jean-Louis TALAGRAND Peyrolles CNPA 2	M 50-59	01:30.1 01:30.1	(11) +7.1 41.0 spm	
11.	FRA	Jean Pascal COZZOLINO France	M 50-59	01:30.1 01:30.1	(11) +7.1 41.0 spm	
13.	FRA	Daniel AELEWATERS Condrieu SN	M 50-59	01:30.9 01:30.9	(13) +7.9 40.0 spm	
13.	FRA	Michel MORVAN Rennes SR	M 50-59	01:30.9 01:30.9	(13) +7.9 47.0 spm	
15.	FRA	Eric LEFEVRE Chateau Gontier CNCG	LM 50-59	01:31.6 01:31.6	(16) +8.6 43.0 spm	
16.	FRA	Laurent DUFAU Marmande Av 2	M 50-59	01:32.2 01:32.2	(17) +9.2 38.0 spm	
17.	FRA	Olivier BEAL Thonon CA	LM 50-59	01:32.6 01:32.6	(18) +9.6 43.0 spm	
18.	FRA	Joel ROSENFELD Nantes CA	LM 50-59	01:32.8 01:32.8	(19) +9.8 47.0 spm	
19.	FRA	Yann AUDIC Rennes SR	LM 50-59	01:34.1 01:34.1	(20) +11.1 45.0 spm	
20.	FRA	Lotfi CHEMLOUL Basse Seine Snbs	M 50-59	01:34.2 01:34.2	(21) +11.2 40.0 spm	
21.	FRA	Christophe ROCHIER La Seyne sur Mer Av 2	M 50-59	01:34.8 01:34.8	(22) +11.8 37.0 spm	
22.	FRA	Bruno ZABE Valence Av 1	M 50-59	01:36.0 01:36.0	(23) +13.0 43.0 spm	
23.	FRA	Frederic LE HUNG Toulouse en	LM 50-59	01:36.6 01:36.6	(24) +13.6 35.0 spm	
24.	FRA	Eric DOUBLECOURT La Seyne sur Mer Av 1	M 50-59	01:37.0 01:37.0	(25) +14.0 40.0 spm	
25.	FRA	Mohammed MASRI Marseille AAS	M 50-59	01:37.1 01:37.1	(26) +14.1 39.0 spm	
26.	FRA	Renaud USCHE Strasbourg RC	LM 50-59	01:37.5 01:37.5	(27) +14.5 36.0 spm	
27.	BEL	Ronny DE COCKER Armentieres CLL	LM 50-59	01:39.1 01:39.1	(28) +16.1 42.0 spm	
28.	SWE	Malin FARAASEN Sweden	W 50-59	01:39.3 01:39.3	(29) +16.3 39.0 spm	
29.	FRA	Frederic ROOL Lagny SN	LM 50-59	01:40.5 01:40.5	(30) +17.5 41.0 spm	
30.	FRA	Fabrice STRNAD Enghien SN	LM 50-59	01:40.6 01:40.6	(31) +17.6 41.0 spm	
31.	FRA	Pierre-Henri BRANCHE Valence Av 2	M 50-59	01:41.1 01:41.1	(32) +18.1 33.0 spm	
32.	FRA	Jean Bernard SAGUE Peyrolles CNPA 1	M 50-59	01:41.4 01:41.4	(33) +18.4 27.0 spm	
33.	FRA	Jean-Marc SIMOENS Champigny sur Marne RSCC	M 50-59	01:41.5 01:41.5	(34) +18.5 33.0 spm	
34.	DEN	Margit HAAHR HANSEN Denmark	W 50-59	01:41.8 01:41.8	(35) +18.8 43.0 spm	
35.	FRA	Josué BRION Strasbourg RC	M 50-59	01:42.1 01:42.1	(36) +19.1 36.0 spm	
36.	HUN	Kiss Katalin Hungary	W 50-59	01:43.3 01:43.3	(37) +20.3 37.0 spm	
37.	FRA	Sylvain ROUYER Ablon sur Seine CN	M 50-59	01:43.6 01:43.6	(38) +20.6 37.0 spm	
38.	DEN	Katrine JØRGENSEN Denmark	W 50-59	01:44.2 01:44.2	(39) +21.2 44.0 spm	
38.	FRA	Eddi TURI Belley-Virignin ABHR	LM 50-59	01:44.2 01:44.2	(39) +21.2 35.0 spm	
40.	FRA	Nathalie VILLECHENAUD Bergerac SN	LW 50-59	01:44.5 01:44.5	(41) +21.5 38.0 spm	
41.	GBR	Joanna ALLSEBROOK Great Britain	LW 50-59	01:46.2 01:46.2	(42) +23.2 45.0 spm	
42.	FRA	Nathalie JUGLA Lyon Aunl	LW 50-59	01:48.1 01:48.1	(43) +25.1 42.0 spm	
43.	FRA	Monique PEROTTINO Villefranche SN	W 50-59	01:48.5 01:48.5	(44) +25.5 35.0 spm	
44.	FRA	Veronique MORIN Valence Av	LW 50-59	01:48.6 01:48.6	(45) +25.6 43.0 spm	
45.	FRA	Suzanne HELOU Strasbourg RC	W 50-59	01:49.9 01:49.9	(46) +26.9 42.0 spm	
46.	FRA	Aurelia GERBER Mulhouse MA	LW 50-59	01:50.4 01:50.4	(47) +27.4 40.0 spm	
47.	ITA	Alessandro AMBROSETTI Italy	M 50-59	01:50.8 01:50.8	(48) +27.8 34.0 spm	
48.	FRA	Laurence BRJSSAUD Manosque AC	LW 50-59	01:51.0 01:51.0	(49) +28.0 36.0 spm	
49.	FRA	Thierry GUYARD Toulouse en	M 50-59	01:51.8 01:51.8	(50) +28.8 41.0 spm	
50.	JPN	Mariko SHIKAKURA Japan	LW 50-59	01:54.4 01:54.4	(51) +31.4 38.0 spm	
51.	ITA	Marco AMBROSETTI Italy	M 50-59	01:54.5 01:54.5	(52) +31.5 43.0 spm	
52.	ITA	Paola BARUCHELLI Italy	W 50-59	01:55.9 01:55.9	(53) +32.9 35.0 spm	
53.	FRA	Marielle FAUCHEUR Angouleme AC	W 50-59	02:00.7 02:00.7	(54) +37.7 36.0 spm	
54.	ITA	Maria Elisabetta MALGIERI Italy	W 50-59	02:01.0 02:01.0	(55) +38.0 35.0 spm	
55.	FRA	Florence MONTAGNE Dieppe CN 1	W 50-59	02:01.5 02:01.5	(56) +38.5 35.0 spm	
56.	FRA	Judith DE LA ASUNCION Strasbourg RC 1	W 50-59	02:01.8 02:01.8	(57) +38.8 31.0 spm	
57.	FRA	Carole LANFRY Dieppe CN 2	W 50-59	02:05.0 02:05.0	(58) +42.0 31.0 spm	
58.	ITA	Elisabetta CANNAS Italy	LW 50-59	02:05.2 02:05.2	(59) +42.2 37.0 spm	
59.	FRA	Severine BERQUET Strasbourg RC	LW 50-59	02:05.5 02:05.5	(60) +42.5 37.0 spm	
60.	FRA	Pascale PATINAUD Marseille AAS 1	W 50-59	02:06.3 02:06.3	(61) +43.3 30.0 spm	
61.	FRA	Elisabeth LOPEZ Marseille AAS 3	W 50-59	02:10.4 02:10.4	(62) +47.4 35.0 spm	
62.	FRA	Evelyne GINESTET Marseille AAS 4	W 50-59	02:12.5 02:12.5	(63) +49.5 32.0 spm	
63.	FRA	Eliane ANTZAK Marseille AAS 5	W 50-59	02:21.4 02:21.4	(64) +58.4 31.0 spm	
64.	FRA	Marie Sophie GOYCOECHEA Marseille AAS 6	W 50-59	02:27.3 02:27.3	(65) +1:04.3 27.0 spm	
	FRA	Pierre GUILLEMENEY Dijon A	LM 50-59		did not start	
	FRA	Yannick CAMPON France	M 50-59		did not start	
	GBR	Keith Ike ABADOM Great Britain	M 50-59		did not start	
	FRA	Thierry DAVASE Nantes Universite	M 50-59		did not start	

out of competition

entries

draw

results

live















matrix

per event

per race

per country

## LM 55-59 (2000m) 2000 meter

pos.	code	crew stroke	500m	1000m interval	1500m interval	finish interval	difference	
1.	GBR	Shaun CALLAGHAN Great Britain	01:42.3 (1)	03:26.3 (1)	05:10.2 (1)	06:55.3 (1)		
			01:42.3	01:44.0	01:43.9	01:45.1	32.0 spm	
2.	FRA	Nicolas BECOURT Sevrier ASLA	01:43.5 (2)	03:28.0 (2)	05:12.7 (2)	06:57.8 (2)	+2.5	
			01:43.5	01:44.5	01:44.7	01:45.1	36.0 spm	
3.	FRA	Thierry RICHARD Verdun CN	01:43.8 (3)	03:28.9 (3)	05:14.7 (3)	06:59.7 (3)	+4.4	
			01:43.8	01:45.1	01:45.8	01:45.0	32.5 spm	
4.	FRA	Eddi TURI Belley-Virginin ABHR	01:43.8 (3)	03:29.4 (4)	05:16.3 (4)	07:03.1 (4)	+7.8	
			01:43.8	01:45.6	01:46.9	01:46.8	36.2 spm	
5.	FRA	Patrick LOUAZEL Annecy CN	01:44.9 (5)	03:32.5 (5)	05:19.1 (5)	07:05.4 (5)	+10.1	
			01:44.9	01:47.6	01:46.6	01:46.3	31.8 spm	
6.	FRA	Thierry GUINARD Saumur LAL	01:46.4 (6)	03:36.3 (7)	05:27.1 (8)	07:15.4 (6)	+20.1	
			01:46.4	01:49.9	01:50.8	01:48.3	28.5 spm	
7.	FRA	Yohann GAULIER AO Buc	01:46.8 (8)	03:35.6 (6)	05:26.0 (6)	07:15.7 (7)	+20.4	
			01:46.8	01:48.8	01:50.4	01:49.8	30.3 spm	
8.	FRA	Christian CRESPLY Bergerac SN	01:47.2 (9)	03:36.4 (8)	05:26.5 (7)	07:15.8 (8)	+20.5	
			01:47.2	01:49.2	01:50.1	01:49.3	32.8 spm	
9.	BEL	Ronny DE COCKER Armentieres CLL	01:46.5 (7)	03:37.2 (9)	05:31.7 (9)	07:21.5 (9)	+26.2	
			01:46.5	01:50.7	01:54.5	01:49.7	34.0 spm	
10.	FRA	Renaud USCHE Strasbourg RC	01:48.6 (10)	03:41.5 (10)	05:35.7 (10)	07:24.6 (10)	+29.3	
			01:48.6	01:52.9	01:54.2	01:48.9	30.2 spm	
11.	FRA	Bruno BOUVIER France	01:51.1 (11)	03:48.1 (11)	05:45.1 (11)	07:39.9 (11)	+44.6	
			01:51.1	01:57.0	01:57.0	01:54.8	30.0 spm	
12.	FRA	Stephane THEOPHANIDES France	01:55.1 (12)	03:52.3 (12)	05:50.6 (12)	07:47.0 (12)	+51.7	
			01:55.1	01:57.2	01:58.3	01:56.3	28.7 spm	
13.	NED	Joost VAN DER MEIJ Boulogne 92	01:56.9 (13)	03:56.7 (13)	05:53.8 (13)	07:50.0 (13)	+54.7	
			01:56.9	01:59.8	01:57.1	01:56.2	28.0 spm	
<b>out of competition</b>								
	FRA	Philippe ALIZON Club 88 Licencies I Individuel	02:01.2 (14)	04:10.1 (14)	06:19.1 (14)	08:29.2 (14)	+1:33.9	
			02:01.2	02:08.9	02:09.0	02:10.1	32.5 spm	