














31/5 Result H4 (12:18) - M1X







Pierre DE LOOF

blade	name	500m	1000m	1500m	2000m	details	progr
	Oliver ZEIDLER 24/07/1996	1.38.37 1	3.21.60 1	5.04.55 1	6.48.71 1	chrono place	Q
GER	GERMANY		1.43.23	1.42.95	1.44.16	500m	
	Nico STAHLBERG 15/11/1991	1.39.48 3	3.22.60 3	5.06.12 2	6.54.54 2	chrono place	Q
SUI	SWITZERLAND		1.43.12	1.43.52	1.48.42	500m	
	Pierre DE LOOF 1/08/1995	1.38.49 2	3.22.40 2	5.07.46 3	6.59.02 3	chrono place	Q
BEL	BELGIUM		1.43.91	1.45.06	1.51.56	500m	
	Onat KAZAKLI 9/05/1993	1.41.65 5	3.25.88 4	5.11.62 4	7.01.66 4	chrono place	Q
TUR	TURKEY		1.44.23	1.45.74	1.50.04	500m	
	Aleksandar FILIPOVIC 29/05/1992	1.40.97 4	3.28.59 5	5.18.48 5	7.11.06 5	chrono place	R
SRB	SERBIA		1.47.62	1.49.89	1.52.58	500m	







1/6 Result Q3 (9:54) - M1X

blade	name	500m	1000m	1500m	2000m	details	progr
	Ondrej SYNEK 13/10/1982	1.41.27 2	3.27.17 1	5.13.54 1	6.59.22 1	chrono place	§ A/B
CZE	CZECH REPUBLIC		1.45.90	1.46.37	1.45.68	500m	
	Kjetil BORCH 14/02/1990	1.41.37 3	3.27.49 3	5.14.76 3	6.59.98 2	chrono place	§ A/B
NOR	NORWAY		1.46.12	1.47.27	1.45.22	500m	
	Mihai CHIRUTA 16/09/1998	1.43.13 5	3.30.33 4	5.17.37 4	7.00.54 3	chrono place	§ A/B
ROU	ROUMANIA		1.47.20	1.47.04	1.43.17	500m	
	Pierre DE LOOF 1/08/1995	1.41.24 1	3.27.43 2	5.14.09 2	7.01.10 4	chrono place	§ C/D
BEL	BELGIUM		1.46.19	1.46.66	1.47.01	500m	
	Aleksandar ALEKSANDROV 9/04/1990	1.45.62 6	3.33.13 6	5.23.50 5	7.19.57 5	chrono place	§ C/D
AZE	AZERBAIJAN		1.47.51	1.50.37	1.56.07	500m	
	Joaquin MONTERO 4/10/1993	1.42.91 4	3.32.99 5	5.29.39 6	7.32.35 6	chrono place	§ C/D
ESP	SPAIN		1.50.08	1.56.40	2.02.96	500m	

1/6 Result S C/D (15:30) - M1X

blade	name	500m	1000m	1500m	2000m	details	progr
	Mindaugas GRISKONIS 17/01/1986	1.44.55 3	3.30.84 3	5.16.42 2	7.00.31 1	chrono place	FC
LTU	LITHUANIA		1.46.29	1.45.58	1.43.89	500m	
	Natan WEGRZYCKI-SZYMCZYK 5/01/1995	1.42.13 1	3.27.53 1	5.15.21 1	7.02.24 2	chrono place	FC
POL	POLAND		1.45.40	1.47.68	1.47.03	500m	
	Pierre DE LOOF 1/08/1995	1.43.67 2	3.29.09 2	5.16.57 3	7.07.03 3	chrono place	FC
BEL	BELGIUM		1.45.42	1.47.48	1.50.46	500m	
	Aleksandar FILIPOVIC 29/05/1992	1.45.95 6	3.34.89 5	5.23.96 4	7.11.76 4	chrono place	FD
SRB	SERBIA		1.48.94	1.49.07	1.47.80	500m	
	Bendeguz PETERVARI-MOLNAR 14/03/1993	1.44.63 4	3.35.97 6	5.30.45 5	7.26.98 5	chrono place	FD
HUN	HUNGARY		1.51.34	1.54.48	1.56.53	500m	
	Quentin ANTOGNELLI 15/08/1994	1.44.75 5	3.33.07 4	5.30.74 6	7.32.03 6	chrono place	FD
MON	MONACO		1.48.32	1.57.67	2.01.29	500m	

2/6 Result F C (8:35u) - M1X

blade	name	500m	1000m	1500m	2000m	details	rank
	Natan WEGRZYCKI-SZYMCZYK 5/01/1995	1.43.59 3	3.29.76 2	5.14.67 1	7.00.14 1	chrono place	13
POL	POLAND		1.46.17	1.44.91	1.45.47	500m	
	Aleksandar ALEKSANDROV 9/04/1990	1.44.10 4	3.31.68 4	5.18.76 4	7.01.13 2	chrono place	14
AZE	AZERBAIJAN		1.47.58	1.47.08	1.42.37	500m	
	Dani FRIDMAN 30/01/1988	1.42.42 1	3.29.18 1	5.16.64 2	7.02.66 3	chrono place	15
ISR	ISRAEL		1.46.76	1.47.46	1.46.02	500m	
	Mindaugas GRISKONIS 17/01/1986	1.44.73 6	3.32.54 5	5.19.81 5	7.03.22 4	chrono place	16
LTU	LITHUANIA		1.47.81	1.47.27	1.43.41	500m	
	Simone MARTINI 12/11/1988	1.43.13 2	3.29.96 3	5.17.90 3	7.03.55 5	chrono place	17
ITA	ITALY		1.46.83	1.47.94	1.45.65	500m	
	Pierre DE LOOF 1/08/1995	1.44.58 5	3.33.24 6	5.21.88 6	7.11.41 6	chrono place	18
BEL	BELGIUM		1.48.66	1.48.64	1.49.53	500m	