








Belgische kamprechter/arbitre belge/belgian umpire: Lieven Malisse









1X M: Tom De Borger - 17°

19/7 1X BM - H3 (18.15u)







Tom DE BORGER

oars	name	500m	1000m	1500m	2000m	details	progression
 GER	Marc WEBER 5-9-1997 GERMANY	1,42,47 5	3,29,44 2	5,15,94 1	7,08,79 1	chrono pl+dif t,500m	Q
 GRE	Ioannis KALANDARIDIS 18-5-1998 GREECE	1,41,42 2	3,28,36 1	5,17,68 2	7,10,45 2	chrono pl+dif t,500m	Q
 BEL	Tom DE BORGER 10-7-1997 BELGIUM	1,41,00 1	3,30,58 4	5,23,06 5	7,12,07 3	chrono pl+dif t,500m	Q
 BRA	Lucas FERREIRA 12-5-1998 BRAZIL	1,41,88 3	3,30,19 3	5,20,35 3	7,12,08 4	chrono pl+dif t,500m	Q
 UKR	Martynenko BOHDAN 3-3-1997 UKRAINE	1,42,32 4	3,31,14 5	5,21,79 4	7,13,10 5	chrono pl+dif t,500m	R







21/7 - 1X BM - Q1 (10.40u)

oars	name	500m	1000m	1500m	2000m	details	progression
 ROU	Marian-Florian ENACHE 5-8-1995 ROMANIA	1,36,88 1	3,20,83 1	5,06,33 1	6,57,90 1	chrono pl+dif t,500m	\$ A/B
 BUL	Boris VOTOV 25-2-1996 BULGARIA	1,40,75 3	3,25,00 3	5,10,60 3	7,02,92 2	chrono pl+dif t,500m	\$ A/B
 NOR	Jan HELVIG 2-10-1995 NORWAY	1,39,61 2	3,23,05 2	5,10,46 2	7,07,92 3	chrono pl+dif t,500m	\$ A/B
 FIN	Joonas JOUSIMO 29-3-1995 FINLAND	1,44,82 6	3,32,85 6	5,20,15 4	7,09,23 4	chrono pl+dif t,500m	\$ C/D
 BEL	Tom DE BORGER 10-7-1997 BELGIUM	1,40,83 4	3,26,91 4	5,21,26 5	7,17,69 5	chrono pl+dif t,500m	\$ C/D
 LTU	Artur MURAVJOV 24-12-1997 LITHUANIA	1,42,76 5	3,30,92 5	5,24,00 6	7,23,05 6	chrono pl+dif t,500m	\$ C/D

21/7 - 1X BM - 5 C/D2 (17.13u)

oars	name	500m	1000m	1500m	2000m	details	progression
 SWE	Emil FREUDENTHAL 16-3-1995 SWEDEN	1,39.03 1	3,23.99 1 1,44.96	5,11.67 1 1,47.68	7,06.47 1 1,54.80	chrono pl+dif t.500m	F C
 HUN	Tamas SZEGEDI 28-2-1997 HUNGARY	1,42.07 3	3,27.56 3 1,45.86	5,16.40 2 1,47.06	7,08.44 2 1,47.20	chrono pl+dif t.500m	F C
 BEL	Tom DE BORGER 10-7-1997 BELGIUM	1,40.75 2	3,27.07 2 1,46.32	5,17.29 3 1,50.22	7,11.26 3 1,53.97	chrono pl+dif t.500m	F C
 ITA	Salvatore MONFRECOLA 18-4-1997 ITALY	1,45.04 4	3,32.24 4 1,47.70	5,18.62 4 1,50.01	7,02.53 4 1,53.47	chrono pl+dif t.500m	F D
 RUS	Yaroslav ZHOVNER 25-3-1998 RUSSIA	1,45.36 5	3,34.01 5 1,48.65	5,27.65 5 1,53.64	7,19.33 5 1,51.68	chrono pl+dif t.500m	F D
 USA	Kyle MABRY 1-8-1995 UNITED STATES AMERICA	1,47.29 6	3,37.23 6 1,49.94	5,28.93 6 1,51.70	7,20.55 6 1,51.62	chrono pl+dif t.500m	F D

22/7 Result F C (10:30) - BM1X






oars	name	500m	1000m	1500m	2000m	details	rank
 SWE	Emil FREUDENTHAL 16-3-1995 SWEDEN	1,37.67 1	3,22.90 1 1,45.23	5,09.70 1 1,46.80	6,58.78 1 1,49.08	chrono pl+dif t.500m	13
 HUN	Tamas SZEGEDI 28-2-1997 HUNGARY	1,38.38 2	3,25.69 2 1,47.31	5,14.53 2 1,48.84	7,00.48 2 1,45.95	chrono pl+dif t.500m	14
 AUT	Lukas REIM 5-3-1998 AUSTRIA	1,41.66 3	3,30.02 4 1,48.36	5,16.03 3 1,46.01	7,01.96 3 1,45.93	chrono pl+dif t.500m	15
 SUI	Niklaus HABERTHUER 24-10-1995 SWITZERLAND	1,43.63 5	3,31.81 5 1,48.18	5,19.06 5 1,47.25	7,03.77 4 1,44.71	chrono pl+dif t.500m	16
 BEL	Tom DE BORGER 10-7-1997 BELGIUM	1,41.85 4	3,28.16 3 1,46.31	5,17.11 4 1,48.95	7,06.68 5 1,49.57	chrono pl+dif t.500m	17
 UKR	Martylenko BOHDAN 3-3-1997 UKRAINE	1,43.96 6	3,32.68 6 1,48.72	5,21.88 6 1,49.20	7,06.95 6 1,45.07	chrono pl+dif t.500m	18









1X LM: Ruben Somers - 12°

19/7 1X BLM - H5 (17.55u)

Ruben SOMERS

oars	name	500m	1000m	1500m	2000m	details	progression
 SVK	Peter ZELINKA 26-9-1995 SLOVAKIA	1,45,09 2	3,34,75 1	5,21,97 1	7,11,95 1	chrono pl+dif t,500m	Q
 BEL	Ruben SOMERS 6-4-1995 BELGIUM	1,45,45 4	3,35,31 3	5,23,53 2	7,12,92 2	chrono pl+dif t,500m	Q
 NZL	Benjamin VAN DALEN 9-11-1995 NEW ZEALAND	1,45,34 3	3,45,53 4	5,24,84 3	7,18,16 3	chrono pl+dif t,500m	Q
 JPN	Takatomo FURUMAI 12-1-1996 JAPAN	1,45,89 5	3,37,30 5	5,29,71 4	7,28,16 4	chrono pl+dif t,500m	R
 BUL	Ivan KOLEV 15-3-1996 BULGARIA	1,43,83 1	3,35,08 2	5,32,98 5	7,43,25 5	chrono pl+dif t,500m	R

21/7 - 1X LMB - Q1 (9.40u)

oars	name	500m	1000m	1500m	2000m	details	progression
 BRA	Uncas BATISTA 14-10-1996 BRAZIL	1,39,48 1	3,21,38 1	5,04,06 1	6,46,34 1	chrono pl+dif t,500m	S A/B
 GRE	Ninos NIKOLAIDIS 14-5-1998 GREECE	1,42,73 5	3,26,46 3	5,10,37 2	6,54,10 2	chrono pl+dif t,500m	S A/B
 BEL	Ruben SOMERS 6-4-1995 BELGIUM	1,42,59 4	3,27,87 5	5,12,72 4	6,55,63 3	chrono pl+dif t,500m	S A/B
 RSA	Christopher MITTENDORF 29-1-1996 SOUTH AFRICA	1,42,26 3	3,27,39 4	5,13,57 5	7,00,01 4	chrono pl+dif t,500m	S C/D
 UKR	Serhii SIABRO 18-5-1995 UKRAINE	1,40,96 2	3,24,85 2	5,11,26 3	7,02,84 5	chrono pl+dif t,500m	S C/D
 JPN	Takatomo FURUMAI 12-1-1996 JAPAN	1,44,03 6	3,31,54 6	5,20,28 6	7,12,58 6	chrono pl+dif t,500m	S C/D









Ruben - heat (foto Igor Meyer)

22/7 - 1X LMB - 5 A/B1 (11.16u)

oars	name	500m	1000m	1500m	2000m	details	progression
 MEX	Alexis LOPEZ GARCIA 1-5-1997 MEXICO	1,39.52 2	3,21.26 1 1,41.74	5,03.68 1 1,42.42	6,50.41 1 1,46.73	chrono pl+dif t.500m	F A
 BRA	Uncas BATISTA 14-10-1996 BRAZIL	1,39.93 3	3,21.97 2 1,42.04	5,05.07 2 1,43.10	6,52.51 2 1,47.44	chrono pl+dif t.500m	F A
 TUN	Mohamed TAIEB 15-10-1996 TUNISIA	1,39.18 1	3,22.82 3 1,43.64	5,07.51 3 1,44.69	6,54.00 3 1,46.49	chrono pl+dif t.500m	F A
 THA	Jaruwat SAENSUK 21-5-1996 THAILAND	1,40.12 4	3,25.00 4 1,44.88	5,10.23 4 1,45.23	6,54.54 4 1,44.31	chrono pl+dif t.500m	F B
 TUR	Enes YENIPAZARLI 16-4-1998 TURKEY	1,42.06 5	3,26.03 5 1,43.97	5,11.36 5 1,45.33	6,58.55 5 1,47.19	chrono pl+dif t.500m	F B
 BEL	Ruben SOMERS 6-4-1995 BELGIUM	1,42.79 6	3,30.01 6 1,47.22	5,16.66 6 1,46.65	7,05.04 6 1,48.38	chrono pl+dif t.500m	F B

23/7 Result F B (9:25) - BLM1X






oars	name	500m	1000m	1500m	2000m	details	rank
 THA	Jaruwat SAENSUK 21-5-1996 THAILAND	1,41.99 2	3,28.95 3 1,46.96	5,16.37 3 1,47.42	7,02.53 1 1,46.16	chrono pl+dif t.500m	7
 CYP	Alexandros ZISIMIDIS 30-5-1997 CYPRUS	1,41.03 1	3,27.58 1 1,46.55	5,15.99 1 1,48.41	7,02.69 2 1,46.70	chrono pl+dif t.500m	8
 TUR	Enes YENIPAZARLI 16-4-1998 TURKEY	1,42.10 3	3,27.99 2 1,45.89	5,16.11 2 1,48.12	7,02.75 3 1,46.64	chrono pl+dif t.500m	9
 SVK	Peter ZELINKA 26-9-1995 SLOVAKIA	1,43.66 4	3,30.95 5 1,47.29	5,18.22 5 1,47.27	7,04.60 4 1,46.38	chrono pl+dif t.500m	10
 AUT	Jakob ZWOELFER 16-11-1995 AUSTRIA	1,44.21 5	3,29.88 4 1,45.67	5,17.97 4 1,48.09	7,06.04 5 1,48.07	chrono pl+dif t.500m	11
 BEL	Ruben SOMERS 6-4-1995 BELGIUM	1,44.99 6	3,31.79 6 1,46.80	5,20.71 6 1,48.92	7,08.05 6 1,47.34	chrono pl+dif t.500m	12



2X M: Pierre De Loof-Ruben
 Claeys - 5°

2017 2X BM - M3 (9.50u)







Pierre DE LOOF-Ruben CLAEYS

COYS	name	500m	1000m	1500m	2000m	details	progression
 BEL	Pierre DE LOOF Ruben CLAEYS 1/8/1995 - 4/7/1997 BELGIUM	1:30.79 4 0.65	3:03.83 1	4:36.84 1	6:14.72 1	chrono place dif t.500m	\$ A/B
 GER	Anton FINGER Johannes LOTZ 1/8/1998 - 6/1/1997 GERMANY	1:30.29 3 0.15	3:04.66 2 0.36	4:41.04 2 4.20	6:20.21 2 5.49	chrono place dif t.500m	R
 INA	Sulpianto SULPIANTO Memo MEMO 10/4/1997 - 8/1/1995 INDONESIA	1:30.25 2 0.11	3:04.66 3 0.83	4:43.27 3 6.43	6:21.31 3 6.59	chrono place dif t.500m	R
 ESP	Jordi JOFRE SENCIALES Ivan RICO CASTRO 17/8/1996 - 21/12/1998 SPAIN	1:31.99 5 1.85	3:08.28 5 4.45	4:48.89 5 12.05	6:26.78 4 12.06	chrono place dif t.500m	R
 THA	Prem NAMPRA TUENG Buttapong SANGPROMCHAREE 4/6/1995 - 1/9/1997 THAILAND	1:30.14 1	3:07.42 4 3.59	4:48.58 4 11.74	6:31.50 5 16.78	chrono place dif t.500m	R









Ruben en Pierre - heat (foto Igor Meyer)

22/7 2XBM - 5 A/B2 (10.58u)

oars	name	500m	1000m	1500m	2000m	details	progression
 GBR	Sebastian DEVEREUX Samuel MEIER 15/2/1995 - 15/2/1997 GREAT BRITAIN	1:30.10 3 0.56	3:04.95 1	4:39.74 1	6:15.68 1	chrono place dif t.500m	FA
 BEL	Pierre DE LOOF Ruben CLAEYS 1/8/1995 - 4/7/1997 BELGIUM	1:30.09 2 0.55	3:05.47 2 0.52	4:41.26 2 1.52	6:19.34 2 3.66	chrono place dif t.500m	FA
 CRO	Luka BARIČEVIĆ Mateo BRANDT 15/4/1995 - 16/3/1995 CROATIA	1:30.57 4 1.03	3:06.92 5 1.97	4:43.47 3 3.73	6:20.89 3 5.21	chrono place dif t.500m	FA
 INA	Sulpiano SULPIANTO Memo MEMO 10/4/1997 - 8/1/1995 INDONESIA	1:29.54 1	3:05.91 3 0.96	4:45.51 5 5.77	6:26.49 4 10.81	chrono place dif t.500m	FB
 ITA	Cerge CZIRAKI Luca CHIUMENTO 22/11/1997 - 19/11/1997 ITALY	1:30.70 5 1.16	3:06.36 4 1.41	4:44.22 4 4.48	6:27.67 5 11.99	chrono place dif t.500m	FB
 BUL	Rangel KATARSKI Mario SIMONOV 10/10/1996 - 16/7/1996 BULGARIA	1:32.01 5 2.47	3:10.94 6 5.99	4:50.23 6 10.49	6:34.10 6 18.42	chrono place dif t.500m	FB

23/7 2XBM - F A (10.08u)

oars	name	500m	1000m	1500m	2000m	details	rank
 GBR	Sebastian DEVEREUX Samuel MEIER 15/2/1995 - 15/2/1997 GREAT BRITAIN	1:32.13 4 0.54	3:10.88 4 3.21	4:47.69 2 3.51	6:18.14 1	chrono place dif t.500m	1
 FRA	Bastien QUIQUERET Maxime DUCRET 7/9/1996 - 16/4/1996 FRANCE	1:31.59 1	3:07.67 1 1.36.08	4:44.18 1 1.36.51	6:19.06 2 0.92	chrono place dif t.500m	2
 LTU	Dovydas NEMERAVICIUS Amandas KELMELIS 22/3/1998 - 11/12/1996 LITHUANIA	1:33.32 5 1.73	3:10.87 3 3.20	4:48.22 4 4.04	6:21.57 3 3.43	chrono place dif t.500m	3
 NED	Luuk ADEMA Melvin TWELLAAR 23/7/1996 - 23/3/1996 NETHERLANDS	1:31.67 2 0.08	3:08.85 2 1.18	4:47.80 3 3.62	6:22.25 4 4.11	chrono place dif t.500m	4
 BEL	Pierre DE LOOF Ruben CLAEYS 1/8/1995 - 4/7/1997 BELGIUM	1:34.84 6 3.25	3:13.84 6 6.17	4:52.47 6 8.29	6:30.35 5 12.21	chrono place dif t.500m	5
 CRO	Luka BARIČEVIĆ Mateo BRANDT 15/4/1995 - 18/3/1995 CROATIA	1:31.83 3 0.24	3:11.29 5 3.62	4:52.11 5 7.93	6:31.68 6 13.54	chrono place dif t.500m	6



Finish final A.

19 - 23 July 2017 Plovdiv BULGARIA

WORLD ROWING UNDER 23 CHAMPIONSHIPS

2017
world rowing
under 23
championships



wbt	NZL - 6.30.74	CRO - 5.59.72	UKR - 5.32.26	NZL - 6.08.50	GBR - 5.37.86		GER - 5.18.68
u23	GER - 6.46.61	LTU - 6.07.57	UKR - 5.39.62	FRA - 6.20.06	AUS - 5.44.38	SRB - 6.03.01	NED - 5.23.75
pl	BM1X	BM2X	BM4X	BM2-	BM4-	BM4+	BM8+
1	CAN - 6.49.35	GBR - 6.18.14	NZL - 5.41.85	ROU - 6.31.79	AUS - 5.50.16	ITA - 6.04.72	NED - 5.29.55
2	RSA - 6.52.09	FRA - 6.19.06	RUS - 5.42.07	FRA - 6.33.49	GBR - 5.53.64	GBR - 6.07.24	ROU - 5.31.57
3	POL - 6.55.03	LTU - 6.21.57	ITA - 5.44.00	SRB - 6.34.10	AUT - 5.56.39	USA - 6.08.07	GBR - 5.32.64
4	ROU - 6.55.21	NED - 6.22.25	GBR - 5.47.60	USA - 6.34.12	NED - 5.58.59	ROU - 6.08.48	USA - 5.35.74
5	BUL - 7.06.27	BEL - 6.30.35	HUN - 5.51.53	RSA - 6.43.91	SRB - 6.00.63	AUS - 6.11.21	GER - 5.37.49
6	AUS - 7.10.76	CRO - 6.31.68	POL - 5.52.13	GBR - 6.45.75	SUI - 6.04.46	FRA - 6.11.31	UKR - 5.40.13
7	GBR - 6.57.64	SLO - 6.19.32	CAN - 5.50.01	NED - 6.35.48	LTU - 6.04.68	GER - 6.17.84	NZL - 5.33.18
8	GRE - 7.02.16	GER - 6.22.42	FRA - 5.50.71	AUT - 6.37.48	GER - 6.06.75		CZE - 5.36.79
9	DEN - 7.03.84	INA - 6.23.51	BLR - 5.54.52	ITA - 6.40.04	USA - 6.07.94		POL - 5.36.94
10	NOR - 7.05.64	ITA - 6.24.13	GER - 5.55.16	GER - 6.41.54	ITA - 6.10.51		ITA - 5.39.95
11	BRA - 7.06.35	BUL - 6.26.52	AUT - 5.56.35	TUR - 6.43.36	ESP - 6.11.30		RUS - 5.45.39
12	GER - DNS	NZL - 6.27.57	UKR - 6.01.19	MDA - 6.48.49	RSA - 6.10.78		
13	SWE - 6.58.78	ESP - 6.22.24	ROU - 5.57.46	BLR - 6.41.92	CHI - 6.01.05		
14	HUN - 7.00.48	DEN - 6.24.87	USA - 6.00.44	UKR - 7.11.73	TUR - 6.02.26		
15	AUT - 7.01.96	SWE - 6.28.01		KAZ - 7.15.41	FRA - 6.04.08		
16	SUI - 7.03.77	THA - 6.29.53					
17	BEL - 7.06.68	SRB - 6.29.75					
18	UKR - 7.06.95	EST - 6.30.41					
19	ITA - 7.06.03	UZB - 6.36.11					
20	FIN - 7.10.45	USA - 6.37.75					
21	LTU - 7.13.08	UKR - 6.38.33					
22	USA - 7.13.76						
23	RUS - 7.18.17						
24	BAH - 7.32.25						
25	ALB - 7.10.90						
26	UZB - 7.24.10						
27	KAZ - 7.33.45						



Ruben Claeys - Pierre De Loof

wbt	ITA - 6.43.37	RSA - 6.05.36	GRE - 5.42.75	SUI - 6.22.91	DEN - 5.43.16
u23	BRA - 6.46.34	ITA - 6.13.62	ITA - 5.49.69	SUI - 6.26.47	ITA - 5.54.12
pl	BLM1X	BLM2X	BLM4X	BLM2-	BLM4-
1	BRA - 6.59.46	ITA - 6.19.57	SUI - 5.50.62	ITA - 6.33.05	ITA - 6.06.54
2	MEX - 7.01.41	DEN - 6.20.34	AUT - 5.52.09	TUR - 6.36.70	USA - 6.07.89
3	ITA - 7.02.48	ESP - 6.20.48	IRL - 5.52.37	IRL - 6.37.63	INA - 6.09.41
4	CZE - 7.09.22	CAN - 6.22.13	GBR - 5.54.55	GBR - 6.45.33	FRA - 6.10.85
5	TUN - 7.13.83	RSA - 6.26.20	ITA - 5.56.46	FRA - 6.46.74	GER - 6.13.94
6	GRE - 7.15.26	GER - 6.30.70	FRA - 5.56.82	DEN - 6.53.36	
7	THA - 7.02.53	CHI - 6.27.09	GER - 6.02.02	HUN - 6.50.74	
8	CYP - 7.02.69	IRL - 6.20.58	ESP - 6.04.50	MEX - 6.53.68	
9	TUR - 7.02.75	JPN - 6.31.52	DEN - 6.05.42	USA - 6.55.69	
10	SVK - 7.04.60	POR - 6.32.14	JPN - 6.08.08	GER - 6.56.22	
11	AUT - 7.06.04	POL - 6.42.41	USA - 6.15.79	CHI - 7.01.66	
12	BEL - 7.08.05	GBR - DNS	POR - 6.16.24	NOR - 7.05.27	
13	SLO - 6.59.78	RUS - 6.28.91	HKG - 6.14.82		
14	GER - 7.01.29	NED - 6.30.04			
15	RSA - 7.03.25	NOR - 6.30.52			
16	NZL - 7.03.49	HUN - 6.30.68			
17	BLR - 7.03.87	CRO - 6.39.40			
18	UZB - 7.04.10	UKR - 6.43.49			
19	SWE - 7.06.81	TUN - 6.34.36			
20	SRB - 7.08.52	SWE - 6.35.54			
21	CHI - 7.08.58	HKG - 6.36.74			
22	UKR - 7.11.73	USA - 6.37.19			
23	NOR - 7.13.28				
24	JPN - 7.15.49				
25	FRA - 7.08.75				
26	SUI - 7.11.98				
27	MDA - 7.16.11				
28	POR - 7.16.17				
29	BUL - 7.24.37				
30	PAR - 7.31.06				
31	EGY - 7.18.30				
32	USA - 7.20.04				
33	CRO - 7.27.71				
34	ISR - 7.34.55				



Ruben Somers



FINAL A	FINAL B	FINAL C	FINAL D
FINAL E	FINAL F	NO FINAL B/C	
XXX - 5.00.00	best time Wchamp u23 gerealiseerd in Plovdiv dit jaar		

wbt	BUL - 7.07.71	AUS - 6.37.31	GER - 6.06.84	NZL - 6.49.08	NZL - 6.14.36	USA - 5.54.16
u23	CZE - 7.27.23	BLR - 6.49.68	POL - 6.19.10	NZL - 7.02.89	USA - 6.27.28	CAN - 6.00.13
pl	BW1X	BW2X	BW4X	BW2-	BW4-	BW8+
1	SWE - 7.36.99	BLR - 7.03.80	GBR - 6.22.87	CHI - 7.15.64	NED - 6.31.69	CAN - 6.09.89
2	SUI - 7.40.05	ITA - 7.04.03	AUS - 6.24.70	AUS - 7.17.55	ROU - 6.34.18	USA - 6.16.44
3	USA - 7.42.48	GRE - 7.04.97	GER - 6.25.36	USA - 7.17.71	GER - 6.39.70	RUS - 6.17.09
4	FRA - 7.45.37	USA - 7.06.42	ROU - 6.31.18	ROU - 7.23.18	DEN - 6.43.63	GER - 6.19.96
5	NOR - 7.49.84	HUN - 7.16.71	NED - 6.34.03	RUS - 7.26.53	ITA - 6.46.30	DEN - 6.21.98
6	GER - 7.54.91	NZL - 7.18.49	USA - 6.39.16	DEN - DNF	GBR - 6.51.19	GBR - 6.29.00
7	RUS - 7.48.25	GER - 7.06.58	FRA - 6.41.11	MEX - 7.34.59	BLR - 6.53.62	BLR - 6.25.18
8	HUN - 7.52.90	RUS - 7.11.32	NZL - 6.46.52	SRB - 7.36.50	AUS - 6.55.06	ITA - 6.35.23
9	BUL - 7.53.27	CRO - 7.11.43	POL - 6.49.45	HUN - 7.38.21	NZL - 6.56.33	
10	ISR - 7.55.03	JPN - 7.13.81	GBR - 6.22.87	ITA - 7.41.16	USA - 6.59.57	
11	UKR - 8.00.23	NOR - 7.13.94	GBR - 6.22.87	CZE - 7.47.84	CZE - 7.01.75	
12	ITA - 8.01.15	AUT - 7.24.08	GBR - 6.22.87	GER - DNS	ESP - 7.02.00	
13	PAR - 7.52.79	LTU - 7.17.67	GBR - 6.22.87		POL - 7.00.16	
14	NZL - 7.53.11	MDA - 7.31.67	GBR - 6.22.87		UKR - 7.16.07	
15	DEN - 7.55.86					
16	LTU - 7.58.22					
17	CZE - 8.13.41					
18	BRA - 8.10.47					
19	KAZ - 8.33.15					



19 JUL 2017
2017 WORLD ROWING UNDER 23 CHAMPIONSHIPS
Plovdiv, BUL

wbt	NZL - 7.24.46	NED - 6.47.69	NED - 6.15.95
u23	NED - 7.28.34	NZL - 6.54.83	ITA - 6.25.96
pl	BLW1X	BLW2X	BLW4X
1	NED - 7.40.19	ROU - 7.01.24	ITA - 6.25.96
2	ITA - 7.42.90	ITA - 7.02.32	NED - 6.31.94
3	RSA - 7.44.27	GRE - 7.12.32	GER - 6.32.26
4	GER - 7.44.82	GER - 7.16.55	SUI - 6.36.01
5	FRA - 7.52.31	ESP - 7.16.60	GBR - 6.37.13
6	SWE - 7.57.70	CAN - 7.19.16	AUS - 6.38.17
7	AUT - 7.47.36	FRA - 7.16.92	USA - 6.54.30
8	NZL - 7.49.90	NOR - 7.18.82	AUT - 6.57.14
9	JPN - 7.51.10	CHI - 7.19.42	DEN - 7.00.16
10	NOR - 7.51.67	JPN - 7.19.87	HUN - 7.03.04
11	ESP - 7.54.34	USA - 7.24.63	
12	RUS - 8.02.20	POL - 7.28.76	
13	CAN - 7.52.63	CZE - 7.17.47	
14	USA - 7.59.30	RUS - 7.21.13	
15	TUN - 7.59.68		
16	POR - 8.07.57		
17	MDA - 8.15.36		



LOGO PLOVDIV



BRF
BULGARIAN
ROWING
FEDERATION



2-3/9/2017 EKu23 - KRUSZWICA (POL)

Er zijn geen Belgische deelnemers



pl	BM1X	BM2X	M4X	BM2-	BM4-	BM4+	BMB+	BLM1X	BLM2X	BLM4X	BLM2-	BLM4-
1	BUL - 7.28.74	GRE - 6.47.96	POL - 6.09.27	ROU - 7.01.44	ROU - 6.20.21	ROU - 6.42.06	ROU - 5.56.06	CZE - 74.38.	DEN - 6.48.68	AUT - 6.30.52	TUR - 7.26.67	GER - 6.34.93
2	GER - 7.29.29	SRB - 6.49.99	BLR - 6.12.57	AUT - 7.09.39	LTU - 6.24.97	UKR - 6.52.92	GBR - 5.58.97	AUT - 7.46.64	SVK - 6.55.70	EST - 6.37.09	HUN - 7.30.99	UKR - 6.40.25
3	ROU - 7.30.89	SLO - 6.55.29	HUN - 6.12.73	BUL - 7.16.83	CRO - 6.29.33	HUN - 7.09.05	FRA - 5.59.28	SLO - 7.48.58	RUS - 6.57.38	GER - 6.37.78	GER - 7.32.01	AUT - 6.45.96
4	DEN - 7.31.53	SWE - 7.03.90	UKR - 6.17.06	GER - 7.21.16	SUI - 6.32.64		CZE - 6.09.50	TUR - 7.50.55	POR - 6.57.68			
5	UKR - 7.44.93	LTU - 7.08.63	MDA - 6.18.43	NOR - 7.27.62	HUN - 6.42.43		POL - 6.13.66	IRL - 7.58.72	POL - 6.58.38			
6	HUN - 7.45.57	NOR - 7.13.23	EST - 6.20.41				DEN - 6.21.13	SWE - 8.04.08	HUN - 7.06.97			
7	SUI - 7.42.46	AUT - 7.10.83	GER - 6.18.58					SUI - 7.49.90	GER - 7.07.93			
8	BLR - 7.44.50	GER - 7.15.44	ROM - 6.29.63					POL - 7.50.28	NOR - 7.10.12			
9	AUT - 7.45.16		SLO - 6.33.75					BLR - 7.55.07	AUT - 7.12.33			
10	SRB - 7.47.36							DEN - 8.02.08				
11	FIN - 7.51.83							ROU - 8.04.89				
12	LTU - 7.55.68							RUS - 8.12.85				
13	NOR - 7.39.31							EST - 8.04.57				
14	RUS - 7.43.52							ISR - 8.08.49				
15	LAT - 7.46.23											
16	ISR - 7.50.92											
17	MDA - 8.04.15											



Gdzie jak wam legenda
mieszki Popielki Sjadły

pl	BW1X	BW2X	BW4X	BW2-	BW4-	BW8+	BLW1X	BLW2X	BLW4X
1	SUI - 8.17.74	BLR - 7.34.72	ROU - 6.54.16	ROU - 7.57.10	ROU - 7.14.25	RUS - 6.45.58	NOR - 8.41.40	ROU - 7.43.84	DEN - 7.22.41
2	BUL - 8.30.76	GRE - 7.39.22	POL - 7.04.28	RUS - 8.04.87	CRO - 7.23.86	ROU - 6.46.44	SUI - 8.44.93	GER - 7.54.98	GER - 7.23.95
3	RUS - 8.32.00	SUI - 7.41.77	GER - 7.11.80	HUN - 8.08.25	DEN - 7.25.89	GBR - 6.49.16	SWE - 8.47.81	AUT - 7.59.14	
4	HUN - 8.35.53	NOR - 7.43.59	DEN - 7.12.06	GER - 8.15.12	BLR - 7.30.75	BLR - 6.49.53	GER - 8.49.59	CZE - 8.05.09	
5	UKR - 8.37.37	HUN - 7.44.49	UKR - 7.26.49	POL - 8.27.67	GER - 7.36.85	IRL - 7.11.26	DEN - 8.51.52	RUS - 8.07.36	
6	ISR - 8.41.31	RUS - 7.47.65				GER - 7.34.77	BLR - 9.05.88	POL - 8.24.36	
7	GER - 8.24.49	DEN - 7.48.26					CZE - 8.33.70		
8	BLR - 8.29.45	AUT - 8.02.46					RUS - 8.49.68		
9	EST - 8.32.91						POR - 8.49.82		
10	POL - 8.39.75						MDA - 9.04.08		
11	SLO - 8.44.70								
12	MDA - 8.51.48								



FINAL A FINAL B FINAL C