













 ROTSEE

Pierre DE LOOF







**13/7 Result H3 (12:20u) - M1X**

blade	name	500m	1000m	1500m	2000m	details	progression
	<b>Robert MANSON</b> 11/10/1989	1.39.20 1	3.21.67 1	5.07.96 1	<b>7.00.67</b> 1	chrono place	Q
<b>NZL1</b>	<b>NEW ZEALAND</b>		1.42.47	1.46.29	1.52.71	500m	
	<b>Barnabe DELARZE</b> 30/06/1994	1.41.85 3	3.28.53 3	5.13.47 2	<b>7.06.49</b> 2	chrono place	Q
<b>SUI1</b>	<b>SWITZERLAND</b>		1.46.68	1.44.94	1.53.02	500m	
	<b>Brian ROSSO</b> 16/08/1987	1.42.66 4	3.28.84 4	5.14.77 3	<b>7.08.61</b> 3	chrono place	Q
<b>ARG</b>	<b>ARGENTINA</b>		1.46.18	1.45.93	1.53.84	500m	
	<b>Pierre DE LOOF</b> 1/08/1995	1.40.12 2	3.26.40 2	5.17.69 4	<b>7.12.01</b> 4	chrono place	Q
<b>BEL2</b>	<b>BELGIUM</b>		1.46.28	1.51.29	1.54.32	500m	
	<b>Stephen COX</b> 29/09/1991	1.45.80 5	3.34.50 5	5.24.17 5	<b>7.16.75</b> 5	chrono place	FE
<b>ZIM</b>	<b>ZIMBABWE</b>		1.48.70	1.49.67	1.52.58	500m	

**13/7 Result Q2 (16:45u) - M1X**

blade	name	500m	1000m	1500m	2000m	details	progression
	<b>Oliver ZEIDLER</b> 24/07/1996	1.45.23 5	3.33.08 2	5.23.53 2	<b>7.07.68</b> 1	chrono place	S A/B
<b>GER2</b>	<b>GERMANY</b>		1.47.85	1.50.45	1.44.15	500m	
	<b>Nathan WEGRZYCKI-SZYMCZYK</b> 5/01/1995	1.44.44 3	3.31.77 1	5.22.40 1	<b>7.08.13</b> 2	chrono place	S A/B
<b>POL</b>	<b>POLAND</b>		1.47.33	1.50.63	1.45.73	500m	
	<b>Pierre DE LOOF</b> 1/08/1995	1.44.80 4	3.33.69 5	5.23.82 3	<b>7.09.31</b> 3	chrono place	S A/B
<b>BEL2</b>	<b>BELGIUM</b>		1.48.89	1.50.13	1.45.49	500m	
	<b>Philip DOYLE</b> 17/09/1992	1.43.43 1	3.33.65 4	5.25.44 4	<b>7.09.53</b> 4	chrono place	FC
<b>IRL</b>	<b>IRELAND</b>		1.50.22	1.51.79	1.44.09	500m	
	<b>Campbell WATTS</b> 10/11/1995	1.43.82 2	3.33.28 3	5.25.99 5	<b>7.12.06</b> 5	chrono place	FC
<b>AUS1</b>	<b>AUSTRALIA</b>		1.49.46	1.52.71	1.46.07	500m	
	<b>Ryuta ARAKAWA</b> 3/08/1994	1.45.77 6	3.35.37 6	5.28.35 6	<b>7.20.48</b> 6	chrono place	FD
<b>JPN1</b>	<b>JAPAN</b>		1.49.60	1.52.98	1.52.23	500m	

**Result S A/B2 (14/7 - 14:42) - M1X**

blade	name	500m	1000m	1500m	2000m	details	progression
	<b>Robert MANSON</b> 11/10/1989	1.38.21 1	3.21.13 1	5.02.60 1	<b>6.44.97</b> 1	chrono place	F A
<b>NZL1</b>	<b>NEW ZEALAND</b>		1.42.92	1.41.47	1.42.37	500m	
	<b>Ondrej SYNEK</b> 13/10/1982	1.39.58 3	3.23.09 2	5.05.12 2	<b>6.47.96</b> 2	chrono place	F A
<b>CZE</b>	<b>CZECH REPUBLIC</b>		1.43.51	1.42.03	1.42.84	500m	
	<b>Barnabe DELARZE</b> 30/06/1994	1.40.11 4	3.25.08 5	5.09.27 5	<b>6.50.56</b> 3	chrono place	F A
<b>SUI1</b>	<b>SWITZERLAND</b>		1.44.97	1.44.19	1.41.29	500m	
	<b>Thibaut VERHOEVEN</b> 26/08/1992	1.39.27 2	3.23.85 3	5.08.29 4	<b>6.52.30</b> 4	chrono place	F B
<b>FRA</b>	<b>FRANCE</b>		1.44.58	1.44.44	1.44.01	500m	
	<b>Nathan WEGRZYCKI-SZYMCZYK</b> 5/01/1995	1.40.58 5	3.24.54 4	5.07.09 3	<b>6.56.56</b> 5	chrono place	F B
<b>POL</b>	<b>POLAND</b>		1.43.96	1.42.55	1.49.47	500m	
	<b>Pierre DE LOOF</b> 1/08/1995	1.40.92 6	3.28.03 6	5.16.54 6	<b>7.11.66</b> 6	chrono place	F B
<b>BEL2</b>	<b>BELGIUM</b>		1.47.11	1.48.51	1.55.12	500m	