

2014 – SELECTIES SENIOR

Voor de beknopte uitslagen van de time-trials van 22 en 23 maart 2014, klik op de kleine banner



voor de volledige uitslagen, klik op de grote banner hieronder.



Volgende seniors werden geselecteerd voor de internationale regatta van Piediluco (9/4 à 14/4), met een voorbereidende stage in Hazewinkel (5/4 à 8/4): Dames: Eveline Peleman (KRSG) en Marine Lewuillon (UNB); Heren: Hannes Obreno (BTR)

Begeleiding: Dominique Basset en Alain Lewuillon.



Tim Brys won goud op zaterdag in 1XLMu23 en werd 4de op zondag in 1XLM, Hannes Obreno (1X M) won brons op zaterdag en zilver op zondag en

Eveline Peleman (1XLW) won brons op zaterdag en goud op zondag!

Met een klik op de afbeelding krijgt men de volledige uitslagen. Hieronder de resultaten van de Belgen:

Zaterdag:

1X M: * B-final: 1. Bram DUBOIS (BEL) 7:53.71

1X M: * A-final: 1. Marcel Hacker (Dui) 7:30.54; 2. Roel Braas (Ned) 7:35.82; 3. Hannes OBRENO (BEL) 7:38.82

1X LMu23: * A-finale: 1. Tim BRYS (BEL) 7:44.24; 2. Lennart Van Lierop (Ned) 7:44.48

3. Florian Roller (Dui) 7:23.92

1X W: * A-finale: 1. Magdalena Fularczyk-Kozłowska (Pol) 8:30.24; 2. Jeannine Gmelin (Zwi) 8:36.19

3. Chantal Achterberg (Ned) 8:39.10; 4. Annick DE DECKER (BEL) 8:47.09

1X LW: * A-finale: 1. Marie-Anne Frenken (Ned) 8:21.57; 2. Van Hoogenhuyze Nienke (Ned) 8:24.19

3. Eveline PELEMAN (BEL) 8:26.53

Maxim Serlez (race 6): H 4° (7.29.63)

Gilles Poysat & Jean-Benoit Valschaerts (16 / 51) forfait

Zondag:

1X M: * A-final: 1. Roel Braas (Ned) 7:15.95; 2. Hannes OBRENO (Bel) 7:19.60

4. Bram DUBOIS (Bel) 7:28.69.

1X W: * A-finale: Annick DE DECKER 4de (8.23.19)

1X LM: * B-finale: Maxim SERLEZ 2de (7.30.47)

1X LM: * A-finale: Tim BRYS 4de (7.27.08)








1X LW: * A-finale: Eveline PELEMAN 1ste (8.01.20)















Hannes Obreno en Eveline Peleman werden geselecteerd!

Zij eindigden beiden 5de in hun A-finale, zie hieronder:

final 1X M: FA - 1 Jun 14:03

Rank	Country	Boat	Name	500m	1000m	1500m	Time
1		CZE	SYNEK, Ondrej 	01:42.100	03:27.860	05:13.060	06:54.950
2		GER	HACKER, Marcel 	01:42.840	03:28.000	05:12.840	06:56.120
3		LTU	GRISKONIS, Mindaugas 	01:42.140	03:28.930	05:15.510	07:00.330
4		BLR	SHCHARBACHENIA, Stanislau 	01:44.700	03:32.660	05:17.820	07:01.660
5		BEL	OBRENO, Hannes 	01:43.470	03:31.590	05:20.550	07:02.610
6		GBR	CAMPBELL, Alan 	01:42.260	03:30.410	05:18.280	07:02.920

final 1X LW: FA - 1 Jun 11:03

Rank	Country	Boat	Name	500m	1000m	1500m	Time
1		GRE	NIKOLAIDOU, Aikaterini 	01:51.340	03:43.330	05:37.930	07:33.120
2		NED	FRENKEN, Marie-Anne 	01:51.340	03:46.400	05:42.500	07:34.950
3		GER	PLESS, Leonie 	01:49.520	03:44.430	05:40.030	07:35.860
4		GBR	TAYLOR, Charlotte 	01:50.310	03:44.350	05:41.950	07:37.240
5		BEL	PELEMAN, Eveline 	01:53.330	03:49.500	05:45.940	07:38.900
6		HUN	BENE, Dorottya 	01:49.870	03:44.670	05:42.360	07:39.310

28-29/06 HOLLAND BEKER

DUBOIS Bram - KRNSO - 1989 SA

Bram plaatste zich op zaterdag voor de halve finales A/B op zondag, door een tweede plaats in de heats (7.13.92) en een zege in de herkansing (7.07.40). In die halve finale werd Bram 4de (7.01.26), na Braas (Ned), Purvell (Aus) en Vivic (Ned). In de B-finale eindigde Bram 3de (7.08.01), totaalplaats = 9de! Voor de volledige uitslagen van de 1X M klik op de afbeelding.



Voor de volledige uitslagen van de 1X M klik op de afbeelding.

11-12-13/07 WC III LUZERN*

OBRENO Hannes - BTR - 1991 SA

*Qualification for WRC Amsterdam (Top 12 M1X in Luzern)

Hannes plaatst zich in heat 1 voor de kwartfinales.

In die kwartfinale slaagde Hannes er niet in bij de eerste drie te eindigen, hij werd 5de en verwezen naar de finale D. Hannes wint de finale D en eindigt zo 19de in de totaaluitslag.



samenvattende uitslagen, klik op logo
résultats récapitulatifs, cliquez sur le logo
summary results, click on the logo



Eveline Peleman in 1X LW (13 dlhrs/participants)

ALG/BEL/CAN/CHN/DEN/GER/GRE/IRL/ISR/ITA/JPN/NED/RSA

Eveline wereldkampioene/champion du monde/world champion 1XLW 2014!



LW1X - F A (29/8-17.00)



Rank	Name	Country	500m	1000m	1500m	2000m
1	PELEMAN Eveline	BEL 	01:53.690	03:47.610	05:40.600	07:31.310
2	NIKOLAIDOU Aikaterini	GRE 	01:54.360	03:47.770	05:40.670	07:31.730
3	BERTKO Kathleen	USA 	01:54.030	03:47.830	05:41.290	07:33.970
4	PLESS Leonie	GER 	01:50.090	03:45.620	05:41.510	07:34.530
5	BERKHOLTZ Teresa	CAN 	01:52.190	03:47.400	05:43.710	07:40.580
6	GUO Shuai	CHN 	01:52.300	03:49.240	05:47.960	07:46.570



Podium: GRE / BEL / USA

Eveline wint haar heat / Eveline gagne son éliminatoire / Eveline wins her heat

LW1X - H2 (24/8-13.42)



1-3 > S A/B; 4.. > rep

Rank	Name	Country	500m	1000m	1500m	2000m
1	PELEMAN Eveline	BEL 	01:53.370	03:50.120	05:46.130	07:40.470
2	GUO Shuai	CHN 	01:54.050	03:51.790	05:48.190	07:41.770
3	FRENKEN Marie-Anne	NED 	01:53.380	03:51.270	05:50.600	07:53.740
4	OSHRI Chen	ISR 	01:56.780	03:57.230	05:59.010	08:00.310

SF A/B - Eveline 1° > final A 29/8 17.00h

LW1X - SF A/B1 (28/8-14.47)



1-3 > F A; 4.. > F B

Rank	Name	Country	500m	1000m	1500m	2000m
1	PELEMAN Eveline	BEL 	01:54.970	03:54.480	05:54.260	07:49.940
2	BERKHOLTZ Teresa	CAN 	01:53.170	03:52.370	05:52.160	07:50.260
3	PLESS Leonie	GER 	01:52.680	03:52.110	05:51.950	07:52.470
4	FRENKEN Marie-Anne	NED 	01:55.690	03:55.430	05:53.280	07:53.980
5	UEDA Kanako	JPN 	01:59.580	04:03.940	06:08.040	08:05.990
6	OSHRI Chen	ISR 	01:58.020	04:01.170	06:07.200	08:10.780





Hannes Obreno in 1X M

(32dlrs/participants)ARG/AUS/AZE/BEL/BLR/CAN/CHN/CRO/CUB/CZE/
DEN/EGY/ESP/FIN/FRA/GER/ ITA/LTU/MEX/NED/NOR/NZL/
PAR/PER/PUR/QAT/ROU/SLO/SUI/UKR/USA/ZIM

EGY = forfait/withdrawal > 31 dlrs/participants

Hannes wordt 2de in de heat / Hannes termine 2ième à l'éliminatoire / Hannes became 2nd in the heat

M1X - H6 (24/8-17.33)

1-3 > Q; 4.. > rep



Rank	Name	Country	500m	1000m	1500m	2000m
1	ALEKSANDROV Aleksandar	AZE	01:40.610	03:21.600	05:04.600	06:46.520
2	OBRENO Hannes	BEL	01:40.600	03:22.470	05:07.770	06:47.270
3	BRAAS Roel	NED	01:41.190	03:22.310	05:04.950	06:47.670
4	RIGOGNE Yohann	USA	01:40.260	03:25.340	05:15.750	07:04.760
5	ROJEC Matej	SLO	01:45.120	03:36.720	05:33.650	07:28.580

QF 27/8 -17.16 (ESP/NOR/BEL/CZE/DEN/CUB); Hannes = 3° > SF A/B

M1X - Q4 (27/8-17.16)

1-3 > SF A/B; 4.. > SF C/D



Rank	Name	Country	500m	1000m	1500m	2000m
1	SYNEK Ondrej	CZE	01:44.860	03:35.410	05:22.740	07:06.830
2	FOURNIER RODRIGUEZ Angel	CUB	01:42.110	03:31.380	05:21.300	07:07.400
3	OBRENO Hannes	BEL	01:45.910	03:38.230	05:26.250	07:09.380
4	TUFTE Olaf	NOR	01:46.760	03:38.300	05:27.630	07:10.760
5	NIELSEN Sverri	DEN	01:43.000	03:36.950	05:31.380	07:24.390
6	MARTI ROURA Aleix	ESP	01:45.910	03:40.810	05:35.400	07:28.270



Finish QF 4

Tufte en Hannes

S F A/B 29/8 - 15.25h - Hannes 5° > F B



M1X - SF A/B (29/8-15.25)

1-3 > F A; 4.. > F B

Rank	Name	Country	500m	1000m	1500m	2000m
1	HACKER Marcel	GER 	01:38.920	03:19.780	05:00.190	06:39.060
2	DRYSDALE Mahe	NZL 	01:37.500	03:18.560	05:00.080	06:44.420
3	FOURNIER RODRIGUEZ Angel	CUB 	01:36.530	03:18.240	05:00.250	06:48.520
4	BAHAIN Julien	CAN 	01:38.220	03:21.400	05:06.700	06:53.220
5	OBRENO Hannes	BEL 	01:39.850	03:24.490	05:10.420	07:05.520
6	CARDAIOLI Francesco	ITA 	01:41.510	03:26.940	05:16.300	07:09.570

F B 31/8 Hannes 2° (8° in totaal/en total/in total) - proficiat!



M1X - F B (31/8-11.13)

Rank	Name	Country	500m	1000m	1500m	2000m
1	SHCHARBACHENIA Stanislau	BLR 	01:39.540	03:21.470	05:03.270	06:42.520
2	OBRENO Hannes	BEL 	01:40.480	03:23.790	05:06.920	06:43.850
3	BRAAS Roel	NED 	01:39.530	03:21.930	05:03.690	06:43.960
4	BAHAIN Julien	CAN 	01:38.840	03:20.990	05:04.270	06:50.180
5	CARDAIOLI Francesco	ITA 	01:42.000	03:25.270	05:10.230	06:54.530
6	DELARZE Barnabe	SUI 	01:39.870	03:26.020	05:14.180	07:00.610



M1X - F A (31/8-14.03)

Rank	Name	Country	500m	1000m	1500m	2000m
1	SYNEK Ondrej	CZE 	01:38.640	03:20.090	05:01.060	06:37.120
2	DRYSDALE Mahe	NZL 	01:40.930	03:22.500	05:01.680	06:37.850
3	FOURNIER RODRIGUEZ Angel	CUB 	01:38.620	03:20.540	05:02.110	06:44.310
4	GRISKONIS Mindaugas	LTU 	01:39.160	03:22.630	05:05.600	06:47.970
5	HACKER Marcel	GER 	01:41.150	03:24.140	05:09.350	06:52.020
6	ALEKSANDROV Aleksandar	AZE 	01:41.400	03:26.250	05:12.480	06:58.210



M1X - F B (31/8-11.13)

Rank	Name	Country	500m	1000m	1500m	2000m
7	SHCHARBACHENIA Stanislau	BLR 	01:39.540	03:21.470	05:03.270	06:42.520
8	OBRENO Hannes	BEL 	01:40.480	03:23.790	05:06.920	06:43.850
9	BRAAS Roel	NED 	01:39.530	03:21.930	05:03.690	06:43.960
10	BAHAIN Julien	CAN 	01:38.840	03:20.990	05:04.270	06:50.180
11	CARDAIOLI Francesco	ITA 	01:42.000	03:25.270	05:10.230	06:54.530
12	DELARZE Barnabe	SUI 	01:39.870	03:26.020	05:14.180	07:00.610

13^{èmes}

CHAMPIONNATS DU MONDE UNIVERSITAIRES D'AVIRON GRAVELINES 2014

PArc des Rives de l'Aa - 12 / 13 / 14 septembre

12-13-14/09 WURC GRAVELINES

GRAVELINES - France - PArc des Rives de l'Aa

12 - 14 september - 2014

13th World University Championship

M1x Date 12-09-2014 Start Time 10:24

Mens' Single Sculls - HEAT 1

Qualification Rule: 1->FA, 2...->R



rank	country	name	500m	1000m	1500m	finish
1	HUN	Bendeguz PETERVARI-MOLNAR	1:41.55 (1)	3:28.75 (1)	5:19.02 (1)	7:08.70 (1)
2	BEL	Gilles POYSAT	1:44.04 (2)	3:30.33 (2)	5:21.24 (2)	7:12.82 (2)
3	NED	Nikos STARREVELD	1:47.05 (5)	3:36.22 (5)	5:27.22 (4)	7:15.52 (3)
4	ITA	Simone MARTINI	1:45.51 (4)	3:32.83 (3)	5:23.86 (3)	7:15.56 (4)
5	IRL	Turlough HUGHES	1:45.08 (3)	3:35.23 (4)	5:32.28 (5)	7:30.79 (5)
6	AUT	Robert WOHRER	1:48.72 (6)	3:44.31 (6)	5:45.32 (6)	7:47.27 (6)

M1x Date 13-09-2014 Start Time 10:40

Mens' Single Sculls - REPECHAGE

Qualification Rule: 1-2->FA, 3...->FB

rank	country	name	500m	1000m	1500m	finish
1	MEX	Juan Carlos CABRERA	1:51.94 (2)	3:48.29 (1)	5:43.87 (1)	7:36.38
2	RUS	Pavel SORIN	1:52.27 (3)	3:48.94 (2)	5:47.57 (3)	7:37.76
3	BEL	Gilles POYSAT	1:51.59 (1)	3:49.90 (3)	5:47.02 (2)	7:38.91
4	IRL	Turlough HUGHES	1:52.80 (4)	3:52.47 (4)	5:52.56 (4)	7:57.06
5	AUT	Robert WOHRER	1:57.81 (5)	4:02.65 (5)	6:11.84 (5)	8:19.55

M1x Date 14-09-2014 Start Time 15:45

Mens' Single Sculls - FINAL A

rank	country	name	500m	1000m	1500m	finish
1	HUN	Bendeguz PETERVARI-MOLNAR	1:44.71 (1)	3:37.30 (1)	5:29.99 (1)	7:22.30
2	POL	Adam WICENCIAK	1:46.20 (2)	3:41.28 (4)	5:32.98 (2)	7:26.97
3	GBR	Stewart INNES	1:46.76 (3)	3:40.21 (2)	5:34.70 (3)	7:28.84
4	MEX	Juan Carlos CABRERA	1:48.69 (5)	3:40.70 (3)	5:35.44 (4)	7:29.39
5	SVK	Andre REDR	1:47.84 (4)	3:42.09 (5)	5:39.17 (5)	7:39.35
6	RUS	Pavel SORIN	1:49.56 (6)	3:44.52 (6)	5:43.05 (6)	7:45.81

M1x Date 14-09-2014 Start Time 10:50

Mens' Single Sculls - FINAL B

rank	country	name	500m	1000m	1500m	finish
7	ITA	Simone MARTINI	1:46.97 (3)	3:37.96 (3)	5:27.28 (1)	7:15.01
8	BEL	Gilles POYSAT	1:47.82 (4)	3:37.18 (2)	5:29.83 (3)	7:17.59
9	IRL	Turlough HUGHES	1:49.18 (5)	3:41.30 (5)	5:32.43 (4)	7:19.25
10	NED	Nikos STARREVELD	1:46.08 (2)	3:36.48 (1)	5:29.09 (2)	7:20.72
11	MON	Quentin ANTOGNELLI	1:44.99 (1)	3:38.83 (4)	5:33.56 (5)	7:25.74
12	AUT	Robert WOHRER	1:54.01 (6)	3:50.34 (6)	5:48.30 (6)	7:48.74

GRAVELINES - France - PAarc des Rives de l'Aa

12 - 14 september - 2014

13th World University Championship

ML2x Date 12-09-2014 Start Time 9:56

Lightweight Mens' Double Sculls - HEAT 2

Qualification Rule: 1-3->SF, 4...->R



rank	country	name	500m	1000m	1500m	finish
1	GBR	Zak LEE-GREEN/Hugh GALLIE	1:35.64 (1)	3:15.48 (1)	4:55.71 (1)	6:39.22 (1)
2	SUI	Silvan ZEHNDER/Michael ALBISSER	1:37.44 (2)	3:19.32 (2)	5:01.90 (2)	6:48.67 (2)
3	NZL	Bryce ABERNETHY/James MOODY	1:38.90 (3)	3:22.67 (3)	5:07.47 (3)	6:56.57 (3)
4	BEL	Stijn ROSIERS/Maxim SERLEZ	1:39.68 (4)	3:25.71 (4)	5:22.80 (4)	7:31.72 (4)
5	MAS	Kong Chen YON/Muhammad Rabani HASHIM	1:48.65 (5)	3:42.75 (5)	5:43.01 (5)	7:36.58 (5)

MAS = Maleisië

ML2x Date 12-09-2014 Start Time 15:40

Lightweight Mens' Double Sculls - REPECHAGE

Qualification Rule: 1-3->SF, 4...->FC

rank	country	name	500m	1000m	1500m	finish
1	IRL	Gary O'DONOVAN, Shane O'DRISCOLL	1:45.79 (1)	3:37.80 (1)	5:31.23 (1)	7:24.14
2	FIN	Joonas PETAJANIEMI, Juho-pekka PETAJANIEMI	1:46.79 (2)	3:38.20 (2)	5:34.03 (2)	7:28.64
3	BEL	Stijn ROSIERS, Maxim SERLEZ	1:49.35 (3)	3:43.55 (3)	5:41.44 (3)	7:39.52
4	AUS	Alexander MURPHY, Cameron FOWLER	1:50.53 (4)	3:47.52 (4)	5:48.79 (4)	7:45.96
5	MAS	Kong Chen YON, Muhammad Rabani HASHIM	1:56.83 (5)	4:02.93 (5)	6:11.85 (5)	8:17.52

ML2x Date 13-09-2014 Start Time 15:48

Lightweight Mens' Double Sculls - SEMI FINAL

Qualification Rule: 1-3->FA, 4...->FB

rank	country	name	500m	1000m	1500m	finish
1	GBR	Zak LEE-GREEN/Hugh GALLIE	not available	not available	not available	7:11.03
2	GER	Roman ACHT, Jonathan ROMMELMANN	not available	not available	not available	7:13.41
3	IRL	Gary O'DONOVAN, Shane O'DRISCOLL	not available	not available	not available	7:25.64
4	NZL	Bryce ABERNETHY/James MOODY	not available	not available	not available	7:33.60
5	SVK	Matus VANCO, Richard VANCO	not available	not available	not available	7:43.35
4	BEL	Stijn ROSIERS/Maxim SERLEZ	not available	not available	not available	7:44.60

M1x Date 14-09-2014 Start Time 15:15

Lightweight Mens' Double Sculls - FINAL A

rank	country	name	500m	1000m	1500m	finish
1	GBR	Zak LEE-GREEN/Hugh GALLIE	1:43.14 (6)	3:27.65 (6)	5:13.66 (5)	6:49.95
2	HUN	Peter GALAMBOS, Gabor CSEPREGI	1:42.37 (5)	3:26.16 (5)	5:15.84 (6)	6:51.19
3	FRA	Thibault LECOMTE, Pierre HOUIN	1:41.15 (3)	3:22.14 (2)	5:05.60 (2)	6:54.01
4	GER	Roman ACHT, Jonathan ROMMELMANN	1:40.60 (2)	3:23.15 (3)	5:09.73 (4)	6:56.24
5	SUI	Silvan ZEHNDER/Michael ALBISSER	1:41.69 (4)	3:23.88 (4)	5:07.78 (3)	7:01.58
6	IRL	Gary O'DONOVAN, Shane O'DRISCOLL	1:40.36 (1)	3:21.17 (1)	5:04.80 (1)	7:06.62

M1x Date 14-09-2014 Start Time 10:30

Lightweight Mens' Double Sculls - FINAL B

rank	country	name	500m	1000m	1500m	finish
7	ITA	Eduardo BUOLI, Matteo MULAS	1:40.06 (3)	3:21.46 (1)	5:02.84 (1)	6:45.11
8	SVK	Matus VANCO, Richard VANCO	1:38.01 (1)	3:22.04 (2)	5:05.48 (2)	6:47.09
9	FIN	Joonas PETAJANIEMI, Juho-pekka PETAJANIEMI	1:40.79 (4)	3:25.06 (4)	5:09.76 (4)	6:49.29
10	POL	Przemyslaw BORCHARDT, Mateusz DRAB	1:42.76 (6)	3:26.76 (5)	5:11.54 (5)	6:50.77
11	NZL	Bryce ABERNETHY/James MOODY	1:38.78 (2)	3:23.29 (3)	5:08.54 (3)	6:54.81
12	BEL	Stijn ROSIERS/Maxim SERLEZ	1:42.05 (5)	3:30.07 (6)	5:18.20 (6)	7:05.00